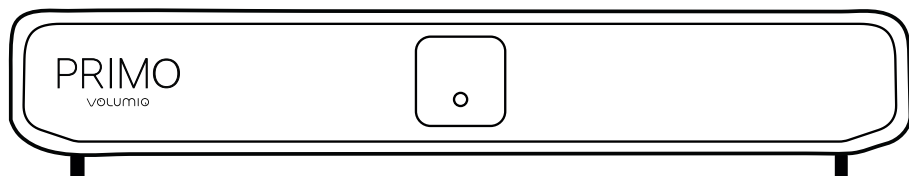


VOLUMIO®

THE MUSIC PLAYER

VOLUMIO® PRIMO



Audiophile Music Network Player

USER MANUAL

ENGLISH



**FOR MUSIC LOVERS,
BY MUSIC LOVERS**

INTRODUCTION

Congratulations on your purchase!

Volumio **Primo** is an **audiophile music network player and streamer** designed with three key principles in mind: ease of use, universal compatibility with music sources and sound quality.

To take full advantage of Primo's capabilities, please read this manual carefully.

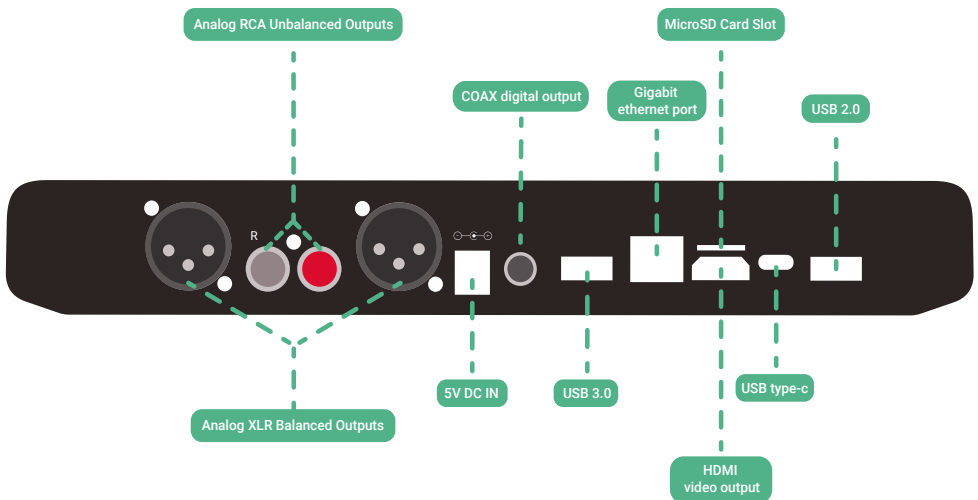
Our support team is available to assist you with any questions regarding Primo and all of our products at **support@volumio.org**

WHAT'S IN THE BOX?

- Volumio Primo audiophile music network player and streamer
- 5V 3A Switching Power Supply*
- Hardware User Manual

(*) Power Adapter is optional, depending on the region and local seller's policy.

I/O OVERVIEW



ANALOG XLR BALANCED OUTPUTS: XLR Output connection will allow you to run longer lengths of wire without picking up interference. If you own an amplifier with XLR inputs, this connection gives you a cleaner audio signal. Suggested connection to achieve best performances from Primo's integrated high resolution DAC.

ANALOG RCA UNBALANCED OUTPUTS: RCA Output connection that will output 2V RMS analog audio. This is the recommended connectivity option for achieving optimal sound quality leveraging Primo's integrated high resolution DAC.

5V DC IN: Connect the power mains of the provided Power Supply Unit (or a compatible 5V 3A power supply).

COAX DIGITAL OUTPUT: This output can be used to stream digital audio to an external DAC via coax S/PDIF connection.

USB 3.0: This port can be used to attach USB DAC, hi-speed drives such as SSD, or digital sources such as CD drives.

GIGABIT NETWORK: Wired Network interface. This is the suggested network connection for playing Hi-Resolution content. Connect this interface to your router via an ethernet cable.

MICRO-SD CARD SLOT: insert a Micro SD card to expand the unit memory and add music files in local.

NOTE: to do so please format the sd card in FAT32 and label it - issd

HDMI OUTPUT: this output allows connection to TV or monitor and displays the User Interface. It can be used as an alternative to the smaller screen of a mobile device. Note: In order to control the unit the attached monitor must be a touchscreen, unless a mouse and/or keyboard is connected via USB.

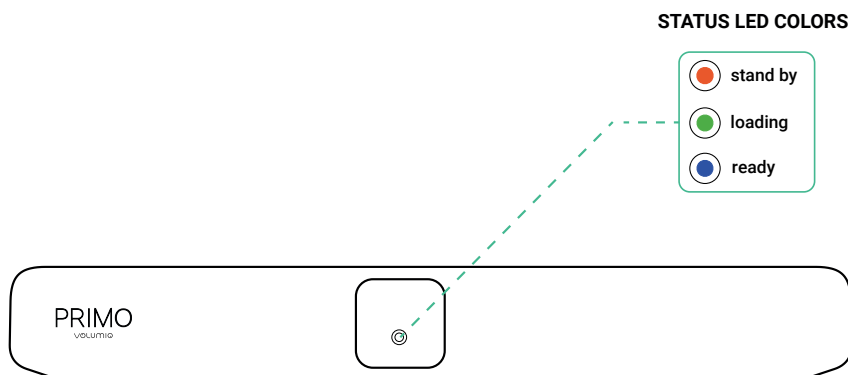
USB type-c: not used (service).

USB 2.0: This port can be used to attach USB accessories such as: thumb drives, USB storage drives, keyboards, mice and smart remotes.

FRONT PANEL OVERVIEW

The front panel has a single square button. Press the button to turn ON and OFF the device.

The colored led will show the status of the device.



FIRST SETUP

When first powered on, the Primo will initialize and will take a few minutes to complete. Make sure not to remove power and do not operate it for at least five minutes on first power up.

To reach Volumio Primo's User Interface:

- Download the **Android and/or iOS app** on your mobile device. Launch the app and search for a new device. Primo will be automatically discovered.
- Follow the step-by-step instructions inside the app to set up the unit.

Once the first setup has been completed, your Primo is ready.

For more information on the **QUICK START GUIDE**, scan the QR CODE:



CONNECTION TO THE UNIT

Primo works best when it is connected to your network since it is meant to be used as a headless device: the suggested method to reach and browse inside Primo is the **Android/iOS app**.

Alternatively:

- You can connect a 4K/60fps screen/touchscreen to the HDMI video output port.
- You can type the **http://volumio.local** name previously selected in the First Setup Wizard, in the web address bar of your favorite web browser.

THE SOFTWARE : VOLUMIO3

The OS inside the Primo is Volumio 3.

It was developed to give you the best experience with many functionalities and improvements:

- A new sound architecture
- Major rewrite of the build system
- Based on Linux Buster
- A new plugin store
- New iOS and Android apps
- Manifest UI and Multiroom
- Cast to Chromecast and Sonos devices

For an in-depth guide to **Volumio 3** scan the QR CODE:



SOFTWARE UPDATES

Volumio features an automatic OTA (Over The Air) updater which is meant to provide a seamless and reliable way to update to new system versions.

To change the auto updater to MANUAL go to:

- Go to the Settings menu
- Select *System*
- Click on *Updates*

RESTORE TO FACTORY SETTINGS

Volumio Primo can be reset to factory settings and all settings and music stored on the device will be deleted (no changes will be made on the software version!)

There are two ways to perform a Factory Reset:

- From the UI
- With a USB Thumb Drive (in case the unit is not operational due to software error)

Factory Reset Via User Interface

- Go to the Settings Menu
- Select *System*
- Click on *Factory Reset* and confirm the warning dialog
- The unit will restart in about five minutes.
- **WARNING:** All settings and user data will be permanently deleted
- **IMPORTANT:** Do not remove power in this phase, as it might damage the unit.

Factory Reset Via USB Thumb Drive

- Get a USB thumb drive
- Format your USB thumb drive as: *FAT32*
- Download the factory reset file from: http://repo.volumio.org/Primo/factory_reset
- Copy the factory reset file to your thumb drive and make sure the file is named exactly "factory_reset" (Do not rename this file after download)
- Power OFF the unit
- Insert the thumb drive to one of the USB ports
- Power ON the unit
- **IMPORTANT:** During this phase the unit may restart multiple times and the factory reset will take about five to ten minutes to complete.

SPECIFICATIONS

High Quality Audio Output powered by ESS SABRE ES9038Q2M DAC

ANALOG OUTPUTS: PCM 192 kHz 24 bit, DSD128 via DoP

COAX DIGITAL AUDIO OUTPUT: up to PCM 192KHz/24bit

USB PORTS: 1X USB 2.0 , 1X USB 3.0

USB AUDIO OUTPUT: up to PCM 768 kHz 32 bit and DSD512 (USB DAC required)

BLUETOOTH INPUT: Bluetooth 5.0

CPU: Amlogic S905D3-N0N x4, Quad Core Cortex A55, 1.9GHz

RAM: 2GB

INTERNAL MEMORY: 16GB EMMC

MEMORY CARD SLOT: SDSC/SDHC/SDXC support

VIDEO OUTPUT: HDMI, up to 4K/60fps resolution

LAN: Gigabit 10/100/1000Mb

WIRELESS NETWORKING: Wi-Fi 802.11a/b/g/n/ac, 2X2 MIMO with RSDB11 ac, internal antennas

Dimensions: 270×150×50 mm

** Specifications subject to change without notice.*

IMPORTANT SAFETY INFORMATION

- Review this user manual carefully.
- Keep this user manual for future reference.
- Heed all warnings.
- Follow all instructions.
- Do not use the Primo near water or liquids of any sort.
- Clean only with dry soft cloth. Household cleaners or solvents can damage the finish of the Primo. Please clean and handle the product only after disconnecting from mains power for at least five minutes.
- Do not install near any heat sources such as radiators, heat registers, stoves, or other apparatus that produce heat.
- Protect the power cable from being walked on or pinched, particularly at the plugs, convenience receptacles, and the point where they exit from the apparatus.
- Only use original attachments/accessories.
- Unplug the Primo during lightning storms or when unused for long periods of time.
- Refer all servicing to qualified service personnel. Servicing is required when the apparatus has been damaged in any way, such as power-supply cable or plug is damaged, liquid has been spilled or objects have fallen into the apparatus, the apparatus has been exposed to rain or moisture, does not operate normally, or has been dropped.
- The mains plug should be readily available to disconnect the equipment.

- Warning: To reduce the risk of fire or electric shock, do not expose this apparatus to rain or moisture.
- Do not expose apparatus to dripping or splashing and do not place objects filled with liquids, such as vases, on or near the apparatus.
- AC outlet voltages vary from country to country. Before connecting to the mains, make sure that the voltage in your area meets the voltage requirements printed on the power supply.
- The power supply is used to disconnect the unit from the mains. Make sure that the power supply is easily accessible at all times. Never handle the device or the power supply while your hands are wet or damp.
- Avoid allowing liquids to enter the device or the power supply. Never place any item containing liquid, such as a flower vase on or near the device. Never spill any liquid on or near the device or the power supply.
- Never place any naked flame sources, such as lighted candles on or near the device. The product shall not be used in damp or wet locations, next to a bathtub, sink, swimming pool or any other similar conditions.
- For optimal performance please place the unit on a well vented spot.

WARRANTY

The manufacturer accepts no responsibility for damage caused by not adhering to these instructions for use. Modification or changes to any part of the product by unauthorized persons release the manufacturer from any liability over and above the lawful rights of the customer.

The Volumio Warranty is valid for all new products purchased from an officially authorized Volumio retailer or from our online store (volumio.com). This warranty is non-transferrable and does not apply to third-party or private sales of Volumio products.

All parts defective in material and workmanship are covered under warranty for two (2) years from the date of original purchase by the original owner. Software defects are not covered by Warranty.

The product must be returned in the condition you received it and with the original box and/or packaging, including manufacturer tags where applicable.

We will not accept the return of products damaged due to negligence or abuse. Please include all packaging and accessories prior to shipping.

Please take the time to carefully package your returns. It is the responsibility of the customer to pay costs related to the repair of returned items damaged in shipping due to improper packaging. The customer is responsible for all return shipping costs for new or used products.

If you feel that your product is eligible for a warranty evaluation due to defect in its materials, operation or workmanship on arrival, please contact our team at: **support@volumio.org** to receive an RMA and return shipping label.

Detailed infos on warranty and return policies here:

<https://volumio.com/en/terms-of-service/>

OPEN SOURCE SOFTWARE USED IN THIS PRODUCT

The software included in this product contains copyrighted software that is licensed under the GPL.

A copy of that license is included in the “**Credits**” section of the software, accessible via the System settings menu.

If you would like a copy of the GPL v2.0 source code contained in this product shipped on a DVD, you may obtain the complete Corresponding Source code from us for a period of three years after our last shipment of this product for a charge of 20\$ no more than the cost of preparing and mailing a DVD to you.


Please contact **foss@volumio.org**

This offer is valid to anyone in receipt of this information.

Additionally, complete source code of open source components included in this product is available at: **<http://sources.volumio.org>**

DISPOSAL INFORMATION

For private households:



Information on Disposal for Users of WEEE This symbol on the product(s) and / or accompanying documents means that used electrical and electronic equipment (WEEE) should not be mixed with general household waste. For proper treatment, recovery and recycling, please take this product(s) to designated collection points where it will be accepted free of charge. Alternatively, in some countries, you may be able to return your products to your local retailer upon purchase of an equivalent new product. Disposing of this product correctly will help save valuable

resources and prevent any potential negative effects on human health and the environment, which could otherwise arise from inappropriate waste handling. Please contact your local authority for further details of your nearest designated collection point. Penalties may be applicable for incorrect disposal of this waste, in accordance with your national legislation.

For professional users in the European Union:

If you wish to discard electrical and electronic equipment (EEE), please contact your dealer or supplier for further information.

For disposal in countries outside of the European Union:

This symbol is only valid in the European Union (EU). If you wish to discard this product please contact your local authorities or dealer and ask for the correct method of disposal.

COPYRIGHT AND TRADEMARKS

The information contained in this manual is believed to be accurate and reliable. Volumio assumes no responsibility for any error contained in this manual. Volumio assumes no responsibility for any differences between the product mentioned in this manual and the product you may have. The information in this user manual was correct at the time of going to press. The manufacturer reserves the right to make changes to the technical specification without prior notice as deemed necessary to uphold the ongoing process of technical development.

Volumio is a registered Trademark of Michelangelo Guarise.

This guide was produced by: Volumio Srl © 2022. All rights reserved.

Volumio Srl
Borgo Albizi 15
50121 Firenze
ITALIA

Volumio.com

Windows® is a registered trademark of the Microsoft group of companies. Mac® and Mac OS® are trademarks of Apple Inc., registered in the U.S. and other countries.

DSD is a registered trademark of Sony Corporation.

Bluetooth® is a trademark owned by the Bluetooth SIG, Inc.,

Apple is registered trademark of Apple Inc.,

Android™ is a trademark of Google Inc.

All other products and services mentioned may be trademarks or service marks of their respective owners.

Revision 1.0



FCC Warning

This device complies with Part 15 of the FCC Rules. Operation is subject to the following two conditions

- (1) this device may not cause harmful interference, and
- (2) this device must accept any interference received, including interference that may cause undesired operation. Changes or modifications not expressly approved by the party responsible for compliance could void the user's authority to operate the equipment.

Note 1:

This equipment includes the KHADAS VIM 3L single board computer that has been tested and found to comply with the limits for a Class B digital device, pursuant to part 15 of the FCC Rules.

These limits are designed to provide reasonable protection against harmful interference in a residential installation. This equipment generates, uses and can radiate radio frequency energy and, if not installed and used in accordance with the instructions, may cause harmful interference to radio communications. However, there is no guarantee that interference will not occur in a particular installation.

If this equipment does cause harmful interference to radio or television reception, which can be determined by turning the equipment off and on, the user is encouraged to try to correct the interference by one or more of the following measures:

- Reorient or relocate the receiving antenna.
- Increase the separation between the equipment and receiver.
- Connect the equipment into an outlet on a circuit different from that to which the receiver is connected.
- Consult the dealer or an experienced radio/TV technician for help.

Note 2:

1. Changes or modifications to this unit not expressly approved by the party responsible for compliance could void the user's authority to operate the equipment.
2. The minimum separation generally used is at least 20 cm.

EU DECLARATION OF CONFORMITY

Model Name: Volumio Primo

EU DIRECTIVES

2014/53/EU, Radio Equipment

2011/65/EU, RoHS

EU DECLARATION OF CONFORMITY

1. Model No. :

Volumio Primo

2. This declaration of conformity is issued under the sole responsibility of the manufacturer:

Volumio Srl
Borgo Albizi 15
50121 Firenze
ITALY

3. Object of the declaration:

Audiophile Music Network Player

4. The object of the declaration described above is in conformity with:

2014/53/UE and 2011/65/EU

5. Where applicable, references to the relevant harmonised standards used or references to the technical specifications in relation to which conformity is declared:

EN 60950-1 :2006/A2 :2013
EN 62311:2008
EN 55022:2010 + AC:2011
EN 55024:2010+A1:2015
EN 61000-3-2
EN 61000-3-3
EN 301 489-1 V2.1.1 (2017-02)
EN 301 489-17 V3.1.1 (2017-02)
EN 300 328 V2.1.1 (2016-11)

6. Where applicable, the notified body (name and number), description of intervention and certificate

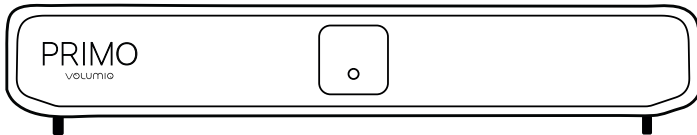
Not applicable, the declaration of conformity is compliant with annex II of the European Directive 2014/53/EU, so the notified body it's not necessary.



Signed for and on behalf of Volumio Srl

Firenze, May, 13, 2022

Michelangelo Gudrise



VOLUMIO
THE MUSIC PLAYER

Volumio SRL

Borgo Albizi 15, 50121 Firenze, ITALY

volumio.com
